

Scholarship Universe Tips and Tricks

<https://govst.scholarshipuniverse.com/>

Table of Contents:

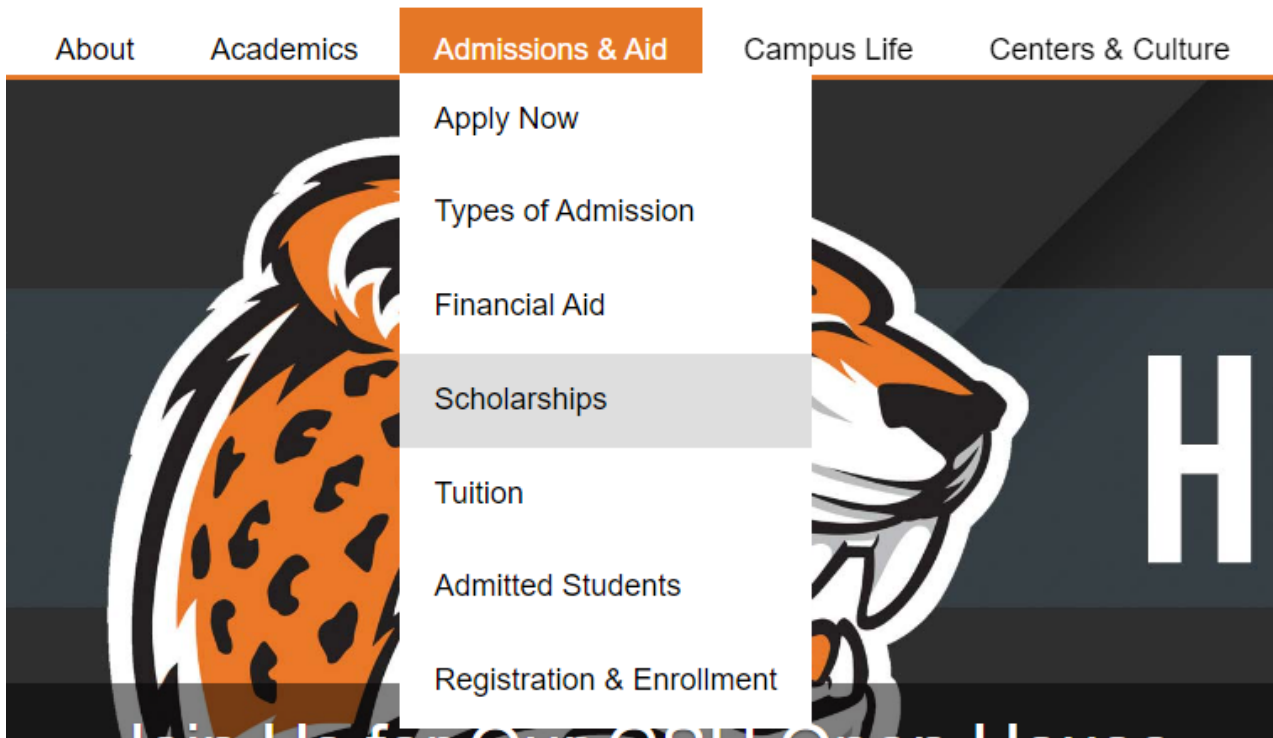
How to get to Scholarship Universe	2
Logging into Scholarship Universe	3
Answering Matching Questions is your Highest Priority	4
How to Answer Matching Questions	4
Navigating the Scholarships Tab	6
Scholarship Types	7
External Scholarships	7
Contact Information	8

Scholarship Universe Tips and Tricks

<https://govst.scholarshipuniverse.com/>

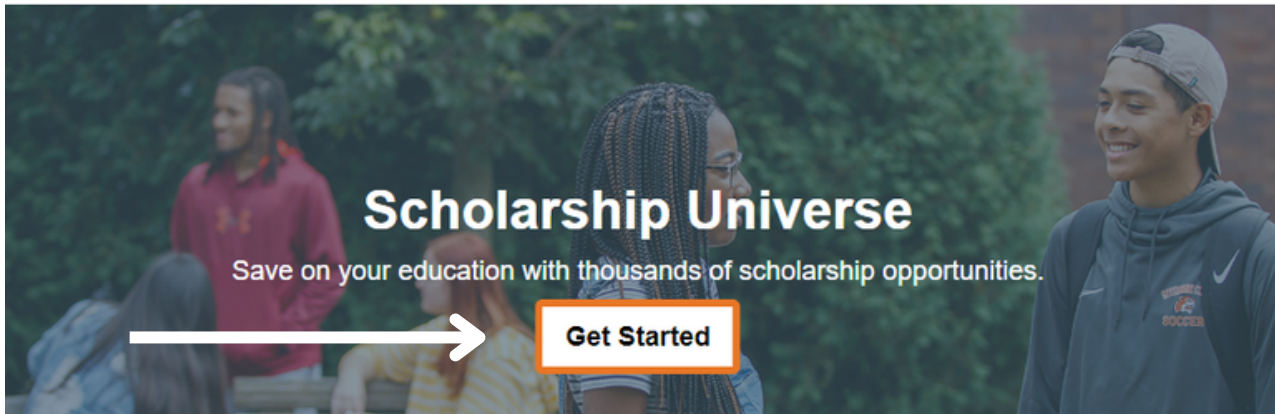
How to get to Scholarship Universe:

- There are two ways to get to Scholarship Universe:
 - The first is by visiting the following link:
 - <https://govst.scholarshipuniverse.com/>
 - The second way can be done by starting off on the GSU homepage, i.e. <https://www.govst.edu/>
 - From there, navigate over to the 'Admissions and Aid' tab



- A dropdown menu should appear. Select the 'Scholarships' option.
- The 'Scholarships' option will bring you to a webpage with a header that reads 'Scholarship Universe-- Save your education with thousands of scholarship opportunities', as well as listings of the various scholarship categories GSU has to offer.

- Click on the 'Get Started' link on the header.



- Both options will bring you to the Scholarship Universe homepage/login page:

ScholarshipUniverse



WELCOME TO GSU SCHOLARSHIP UNIVERSE
log in

- If you scroll further down the page, you will find log in hints and open scholarships. **PLEASE NOTE:** You must log in to apply for scholarships.

Logging in to Scholarship Universe:

- You must be a current GSU Student to apply for scholarships through Scholarship Universe.
- Please use your GSU username and password.
 - Hint: Your username is the first part of your GSU email address. These are the same credentials you use to log in to Blackboard.
 - Example: the log in for Jax Jaguar would be jjaguar.
- If you are having issues logging in:
 - Clear your browsing history
 - Clear your browser Cache.

- If you are still having issues, reach out to GSU Foundation Scholarships:
 - foundationscholarships@govst.edu

ANSWERING MATCHING QUESTIONS IS YOUR HIGHEST PRIORITY:

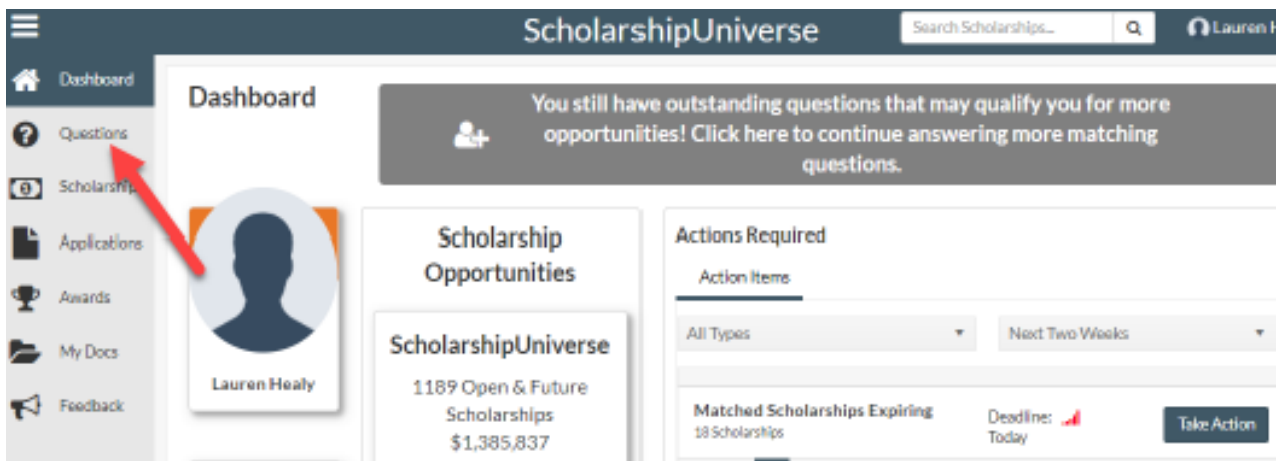
- **ANSWERING MATCHING QUESTIONS IS YOUR HIGHEST PRIORITY!**
 - **IF** you **don't answer** matching questions, you **WILL NOT** match to any scholarships.
 - If you answer your questions **NOW**, you will automatically be able to apply to any new scholarships that are posted/ made active in the system.
 - Once your profile is created, you will receive a weekly email updating you on your matches, deadlines, and actions needed.

How to Answer Matching Questions:

- We recommend you answer 100 questions to have the best chance at matching to all available GSU Foundation Scholarships.
- Each question is used to match you to different eligibility options.
 - Your answers determine whether you are a match or a non-match.
- **DO NOT ANSWER N/A** unless the question is **ABSOLUTELY** not applicable.
 - Answering N/A can lead to an incorrect "non-match".
- There are multiple ways to answer matching questions from your dashboard.
 - The first is to click on the gray box at the top of your profile that states you still have outstanding questions.

The screenshot shows the ScholarshipUniverse dashboard for user Lauren Healy. At the top, there is a search bar and the user's name. The dashboard is divided into several sections: a navigation menu on the left, a profile card for Lauren Healy, a 'Scholarship Opportunities' section showing 1189 open & future scholarships worth \$1,385,837, and an 'Actions Required' section. A prominent gray banner at the top of the dashboard area contains the text: "You still have outstanding questions that may qualify you for more opportunities! Click here to continue answering more matching questions." A red arrow points to this banner.

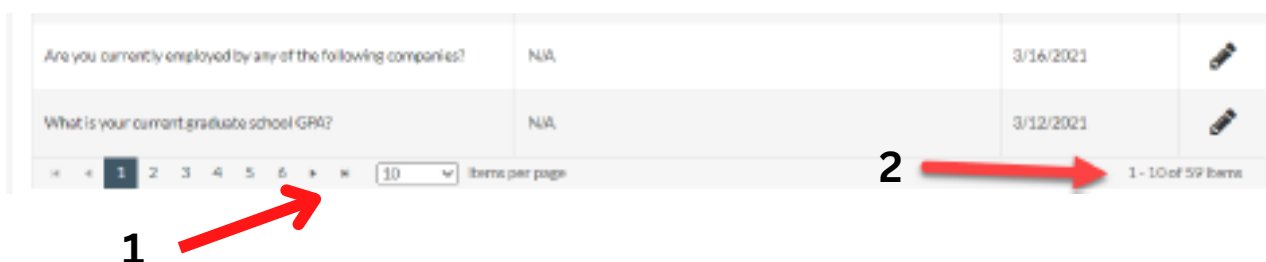
- The second is to click on 'Questions' on the left hand navigation menu.



- Once you are in the 'Questions' section, call your attention to the box that reads 'Answer more questions' at the top right of the page.
- Check the bottom right hand side to see how many questions you have answered.



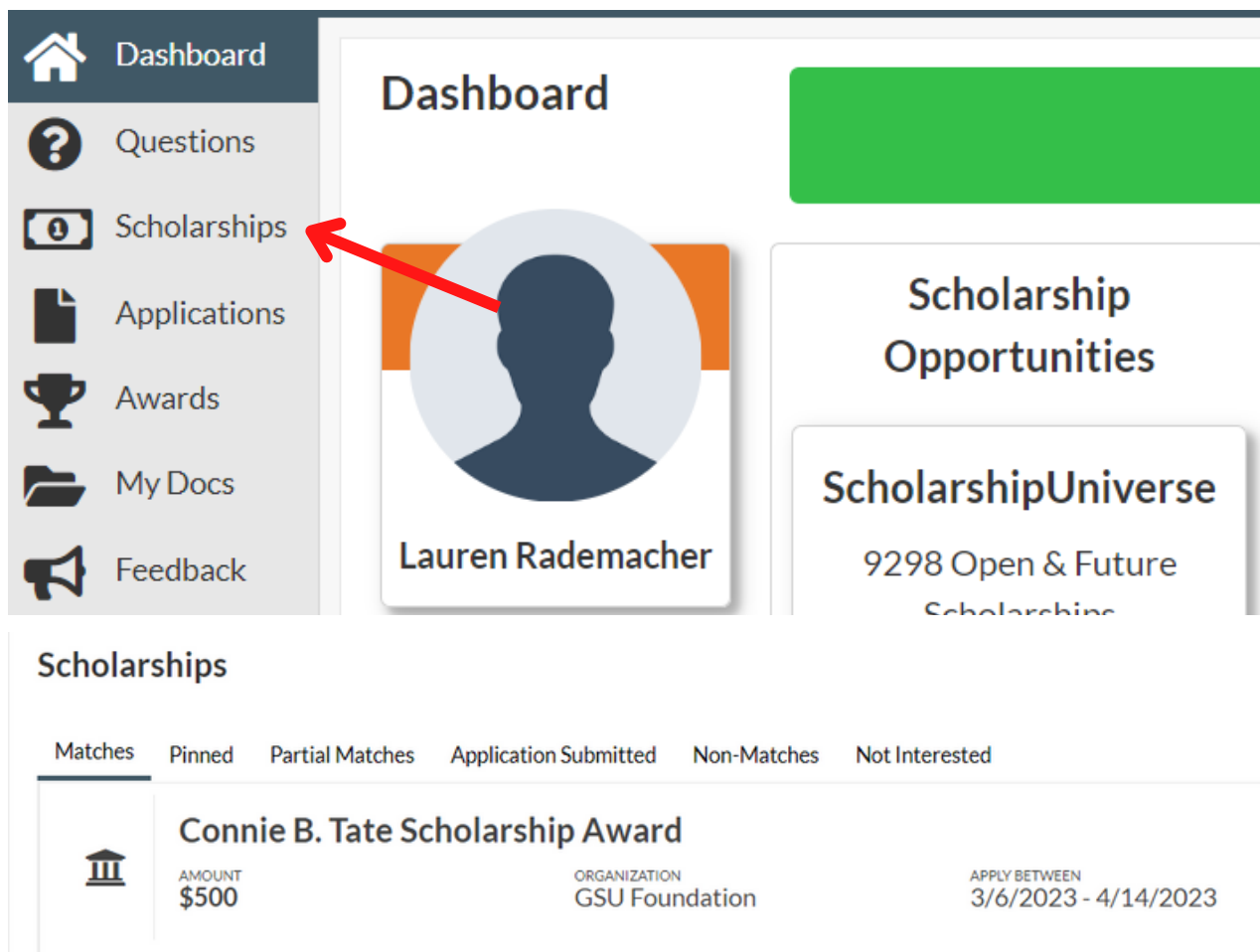
- You can edit any answer where there is a pencil.



- You can adjust the number of items per page at the bottom of the page, as shown in arrow #1.
- Arrow #2 shows you how many items you are viewing on the page. This shows as 1-10 of 59 items on this example.

Navigating the Scholarships Tab:

- After you have answered your matching questions, go over to the 'Scholarships' tab on the navigation menu on the left side of your screen.




The screenshot shows a user dashboard with a navigation menu on the left. The menu items are: Dashboard (home icon), Questions (question mark icon), Scholarships (dollar sign icon), Applications (document icon), Awards (trophy icon), My Docs (folder icon), and Feedback (megaphone icon). A red arrow points to the 'Scholarships' tab. The main content area is titled 'Dashboard' and features a profile card for 'Lauren Rademacher' with a silhouette icon. To the right, there is a green banner and a section titled 'Scholarship Opportunities' with a card for 'ScholarshipUniverse' showing '9298 Open & Future Scholarships'. Below the dashboard, the 'Scholarships' section is active, with tabs for 'Matches', 'Pinned', 'Partial Matches', 'Application Submitted', 'Non-Matches', and 'Not Interested'. The 'Matches' tab is selected, displaying a card for the 'Connie B. Tate Scholarship Award' with details: AMOUNT \$500, ORGANIZATION GSU Foundation, and APPLY BETWEEN 3/6/2023 - 4/14/2023.

- The 'Matches' tab will populate with the scholarships you are qualified for.
- 'Pinned' scholarships are the scholarships you have pinned to be viewed at a later date.
- 'Partial Matches' are just that-- scholarships that you aren't completely qualified for because of the way you answered for questions.
- 'Application Submitted' are scholarships you have submitted an application for and are waiting for the review process to be finished.
- 'Non-matches' are scholarships that you have not matched to. This could be for a multitude of reasons, i.e. major requirements, GPA, or whether or not you belong to a certain affinity group.

- The 'Not Interested' tab holds the scholarships you are not interested in, even though you might match to them.

Scholarship Types:

- There are two different types of scholarships on Scholarship Universe: Internal and External.
 - Internal Scholarships look something like the following:

	Connie B. Tate Scholarship Award			
AMOUNT \$500	ORGANIZATION GSU Foundation	APPLY BETWEEN 3/6/2023 - 4/14/2023	STATUS Published	




- For the organization, the listing will read 'GSU Foundation'.
- On the other hand, external scholarships will look like this:

	Jackson Community Foundation (JCF): James M. and Helen M. Crowley Scholarship			
AMOUNT \$5,000	ORGANIZATION External Scholarship	APPLY BETWEEN 12/1/2022 - 2/14/2023	STATUS Open	

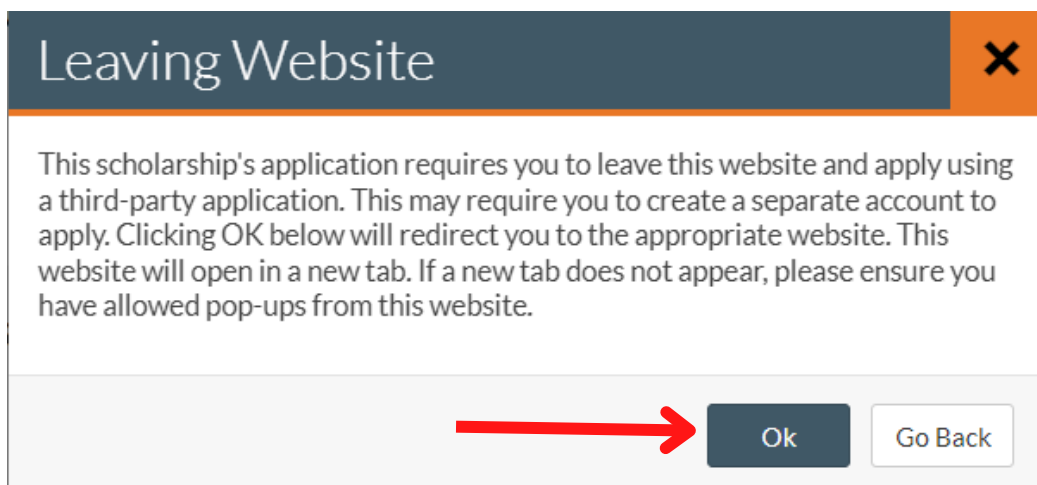
- As you can see, the organization listed is 'External Scholarship'.
- Internal scholarships are created and controlled by the GSU Foundation. They are only open during specific times during the Fall and Spring semesters.
- While there is a limited amount of internal scholarships, there are thousands of external scholarships you can apply to all year round.

External Scholarships:

- In order to apply for external scholarships, you must answer your matching questions.
- After you have answered your matching questions, go over to the 'Scholarships' tab on the navigation menu on the left side of your screen.
- Select 'Apply' on the scholarship you want to apply to.

Kisling, Nestico & Redick: Don't Text and Drive Scholarship						
AMOUNT \$5,000	ORGANIZATION External Scholarship	APPLY BETWEEN 8/1/2022 - 3/31/2023	STATUS Open			
				 Apply View		

- A pop-up will appear stating you are about to leave the Scholarship Universe website.



- Click 'Ok' to go on with the application process.
- Complete the application based on the information on the external scholarship's webpage.

**Brought to you by the generous donors, caring alumni,
faculty, staff, and friends of Governors State University.**

Study Well!



**Governors State University Foundation
1 University Parkway
University Park, Illinois 60484-0975
708.235.7510
FoundationScholarships@govst.edu**

Scholarship Application Tips and Tricks:

Getting a Letter of Recommendation

With scholarship applications opening on March 6th, the time to apply for Fall 2023 scholarships is quickly approaching. A letter of recommendation is an essential component of any application. This is the perfect time to secure your letter early and get a head start on the application process. Here are some tips from GSU professors on how to obtain a letter of recommendation:

What Professors Look For:

Professors are more likely to write letters of recommendation for students who:

- Make a good effort to have a relationship with them,
- Show up to class,
- Stay on top of their responsibilities,
- Participate in class,
- Ask questions, and
- Are respectful.

Who to Ask:

- People who are within your field of study rather than outside of it.
- Professors you are currently working with and know well.
- Multiple People. Have a few people in mind, this way you aren't scrambling if your chosen professor says 'no'.
- People who have offered to do so. Professors might offer if they have a good relationship with the student. Be sure to take them up on this offer.

How to Ask:

- Ask, don't command the professor to write the letter.
- Have a quick conversation with the professor to explain the situation.

Getting a Letter of Recommendation, Continued

How to Ask, Continued:


- Ask early, at least two weeks before the due date.
- Explain why this professor is the best fit for your needs (i.e. you have a good relationship with them, they're within your field, etc.)
- Be ready for all responses, even 'no'.
- Don't take 'no' personally. Professors have lives and commitments, too.

Painting a Full Picture:

- Give your professor as much information as possible. This will result in a much stronger letter of recommendation.
- Give the professor details and criteria for the scholarship. It is difficult for anyone to write a letter of recommendation if they don't know what they are writing for.
- Provide your resume or CV to your professor, allowing them to gain insight on your professional life.
- Show your professor your personal statement/ scholarship essay so that they can gain a better understanding of your life outside of class.
- Talk to your professor about your academic/career goals. Knowing your goals is just as important as knowing your background.

Brought to you by the generous donors, caring alumni, faculty, staff, and friends of Governors State University.

Study Well!



Governors State University Foundation
1 University Parkway
University Park, Illinois 60484-0975
708.235.7510
FoundationScholarships@govst.edu
Check out our Scholarship Universe